

Supplementary Material:

Catastrophic Child’s Play: Easy to Perform, Hard to Defend Adversarial Attacks

Chih-Hui Ho^{1*} Brandon Leung^{1*} Erik Sandström² Yen Chang¹ Nuno Vasconcelos¹
¹University of California, San Diego ²Lund University
{chh279,b7leung}@ucsd.edu tfy14esa@student.lu.se {yec084,nvasconcelos}@ucsd.edu

A. Amazon Turk test times

One of the variables in the experimental protocol used to measure perturbation perceptibility is the time for which images are shown to the subjects. Several works have shown that neural activity exhibits signs of object recognition within about 200 ms of an image stimulus, with reaction times about 150 ms later. Preliminary experiments with a 350 ms viewing time showed that this was too little, at least for Turk experiments. Turkers only identified the TP as being the same image 55 percent of the time. While they did much better at rejecting different objects, this time was considered overall too aggressive. Subsequent experiments with a longer limit of 750 ms suggested that this was enough time. The IPRs obtained with the two settings are shown in Table 1.

	p^{TP}	p^{CS}	p^{PV}	p^{DO}
350 ms	0.551	0.404	0.258	0.059
750 ms	0.977	0.798	0.106	0.010

Table 1: Preliminary Amazon Turk A/B testing results, wherein turkers were given 350 ms or 750 ms to remember images. The turkers’ average imperceptibility scores in the the context of image recognition reveal similar trends relative to their respective upper bound p^{TP} and lower bound p^{DO} . However, elements such as fatigue may play a factor and thus 750 ms was ultimately chosen in the experiment design.

B. Recognition rates (RR) for IP and SIP

Tables 2-3 summarize the RRs of IP and SIP attacks per model, defense dataset, and defense algorithm. While, in general, ResNet outperformed the other models, the effect of the attacks on the three models was quantitatively similar. Defense algorithms were more effective for IPs than SIPs.

This is not surprising, since the former tend to be smaller perturbations. The largest gains were obtained by using defense datasets augmented with CS and PV perturbations (‘All’).

C. Example adversarial samples

Additional adversarial samples of CS-IP, PV-IP, CS-SIP and PV-SIP are provided in Table 4, 5, 6 and 7 respectively.

*Equal contribution

Table 2: Recognition rate (RR) for IP.

		ImageNet				Frontal				All			
Defense		Alex	ResNet	VGG	Avg	Alex	ResNet	VGG	Avg	Alex	ResNet	VGG	Avg
Camera shake attack													
	None	76.0	78.5	69.2	74.6	82.3	88.2	88.5	86.3	83.0	92.3	92.5	89.3
Aug.	Affine	77.8	76.6	74.5	76.3	85.4	86.2	89.8	87.1	84.0	93.8	88.0	88.6
	Blur	76.5	80.1	72.5	76.4	83.0	84.2	90.5	85.9	81.4	94.9	89.8	88.7
	Blur-Affine	78.0	72.8	76.1	75.7	86.8	86.0	87.2	86.7	83.7	91.2	88.2	87.7
	Worst	68.0	77.2	72.0	72.4	88.7	88.8	88.5	88.7	84.0	91.8	90.0	88.6
	Color Jitter	77.3	78.5	70.3	75.4	87.4	90.4	91.9	89.9	89.9	92.6	88.4	90.3
	Avg	75.5	77.1	73.1	75.2	86.3	87.1	89.6	87.7	84.6	92.9	88.9	88.8
Adv.	FGSM	76.1	83.0	70.7	76.6	84.3	90.9	84.5	86.6	86.1	84.8	91.0	87.3
	ENS	74.1	82.0	78.2	78.1	87.6	83.7	86.7	86.0	82.5	81.2	89.6	84.4
	IFGSM	70.7	77.1	73.6	73.8	85.1	88.1	88.3	87.2	82.8	86.7	88.0	85.8
	Avg	73.7	80.7	74.2	76.2	85.7	87.6	86.5	86.6	83.8	84.2	89.5	85.8
Pose variation attack													
	None	79.5	81.1	72.2	77.6	80.6	79.7	80.9	80.4	78.3	91.8	84.5	84.9
Aug.	Affine	62.2	83.0	54.5	66.6	89.5	67.8	81.0	79.4	83.1	88.7	85.9	85.9
	Blur	78.4	85.5	63.8	75.9	80.0	77.4	75.4	77.6	83.6	91.9	83.3	86.3
	Blur-Affine	71.8	80.4	61.7	71.3	70.0	83.6	80.0	77.9	87.7	81.9	86.8	85.5
	Worst	56.8	84.2	65.3	68.8	85.2	86.2	81.8	84.4	81.4	86.1	77.6	81.7
	Color Jitter	78.9	88.9	73.8	80.5	79.3	85.5	87.3	84.0	84.4	94.5	88.9	89.3
	Avg	69.6	84.4	63.8	72.6	80.8	80.1	81.1	80.7	84.0	88.6	84.5	85.7
Adv.	FGSM	83.8	90.7	57.8	77.4	83.6	82.3	84.1	83.3	80.7	83.1	83.3	82.4
	ENS	66.7	78.2	57.9	67.6	88.9	79.7	83.8	84.1	72.7	83.3	78.3	78.1
	IFGSM	34.4	71.8	60.0	55.4	72.2	76.9	75.0	74.7	85.7	88.1	78.5	84.1
	Avg	61.6	80.2	58.6	66.8	81.6	79.6	81.0	80.7	79.7	84.8	80.0	81.5

Table 3: Recognition rate (RR) for SIP

		ImageNet				Frontal				All			
Defense		Alex	ResNet	VGG	Avg	Alex	ResNet	VGG	Avg	Alex	ResNet	VGG	Avg
Camera shake attack													
	None	78.3	72.5	60.3	73.7	77.5	84.4	84.0	82.0	83.5	90.3	87.5	87.1
Aug.	Affine	68.7	75.5	71.4	71.8	80.4	83.1	86.7	83.4	82.1	89.0	84.5	85.2
	Blur	76.2	79.6	66.8	74.2	81.9	85.5	86.9	84.8	82.7	90.7	87.2	86.9
	Blur-Affine	79.2	72.4	74.4	75.4	81.1	85.1	84.4	83.5	84.5	90.4	89.0	88.0
	Worst	70.0	75.8	73.3	73.0	84.3	84.1	82.8	83.8	80.8	90.4	88.1	86.4
	Color Jitter	79.5	73.3	70.9	74.5	84.0	87.3	87.8	86.4	84.3	91.2	85.9	87.1
	Avg	74.7	75.3	71.4	73.8	82.3	85.0	85.7	84.4	82.9	90.3	87.0	86.7
Grad.	FGSM	75.4	77.1	66.2	72.9	81.4	87.1	85.5	84.7	79.6	81.7	88.2	83.2
	ENS	74.0	80.9	72.2	75.7	82.9	82.2	85.7	83.6	79.5	80.2	85.9	81.9
	IFGSM	66.2	75.4	73.8	71.8	78.1	85.1	85.3	82.8	81.4	84.5	83.9	83.3
	Avg	71.9	77.8	70.8	73.5	80.8	84.8	85.5	83.7	80.2	82.1	86.0	82.8
Pose variation attack													
	None	40.0	52.3	49.2	47.2	58.4	67.9	64.8	63.7	72.1	82.8	82.5	79.1
Trans.	Affine	36.5	52.2	46.7	45.1	53.3	61.1	62.1	58.8	68.5	81.6	79.6	76.5
	Blur	36.4	56.1	43.2	45.2	58.3	67.9	65.9	64.1	72.4	83.6	78.9	78.3
	Blur-Affine	41.5	54.7	46.4	47.5	53.0	65.3	61.8	60.0	69.1	80.1	80.4	76.6
	Worst	40.6	53.8	46.7	47.1	58.1	68.1	62.9	63.0	67.0	81.7	79.6	76.1
	Color Jitter	39.7	50.6	46.3	45.5	52.5	67.3	65.1	61.6	73.1	83.7	80.5	79.1
	Avg	38.9	53.5	45.9	46.1	55.0	65.9	63.6	61.5	70.0	82.1	79.8	77.3
Adv.	FGSM	41.3	59.5	46.8	49.2	55.4	65.4	62.6	61.1	70.5	72.8	79.6	74.3
	ENS	41.5	52.4	45.0	46.3	59.2	54.5	60.7	58.1	71.3	71.0	76.0	72.8
	IFGSM	47.6	49.9	43.4	47.0	54.3	51.6	60.6	55.5	66.7	68.8	74.4	70.0
	Avg	43.5	53.9	45.1	47.5	56.3	57.2	61.3	58.2	69.5	70.9	76.7	72.3

Table 4: Adversarial samples for CS IP

















TP – <i>Hat</i>	Fools 16	TP – <i>Lamp</i>	Fools 14
			
TP – <i>Piano</i>	Fools 27	TP – <i>Remote</i>	Fools 21
			
TP – <i>Clock</i>	Fools 19	TP – <i>Shoe</i>	Fools 19
			
TP – <i>Clock</i>	Fools 15	TP – <i>Backpack</i>	Fools 12
			

Table 5: Adversarial samples for PV IP

















TP – <i>Bowl</i>	Fools 36	TP – <i>Hat</i>	Fools 20
			
TP – <i>Piano</i>	Fools 19	TP – <i>Remote</i>	Fools 17
			
TP – <i>Toaster</i>	Fools 15	TP – <i>Bowl</i>	Fools 12
			
TP – <i>Book</i>	Fools 21	TP – <i>Bowl</i>	Fools 12
			

Table 6: Adversarial samples for CS SIP

















TP – <i>Book</i>	Fools 19	TP – <i>Car</i>	Fools 13
			
TP – <i>Keyboard</i>	Fools 13	TP – <i>Boat</i>	Fools 12
			
TP – <i>Clock</i>	Fools 47	TP – <i>Remote</i>	Fools 20
			
TP – <i>Hat</i>	Fools 13	TP – <i>Radio</i>	Fools 11
			

Table 7: Adversarial samples for PV SIP

TP – <i>Airplane</i>	Fools 20	TP – <i>Car</i>	Fools 32
			
TP – <i>Laptop</i>	Fools 19	TP – <i>Train</i>	Fools 24
			
TP – <i>Piano</i>	Fools 15	TP – <i>Shoe</i>	Fools 14
			
TP – <i>Bottle</i>	Fools 42	TP – <i>Monitor</i>	Fools 22
			