

Supplemental Material

Scan2Mesh: From Unstructured Range Scans to 3D Meshes

1. Network Architecture Details

Figure 1 shows the detailed specification of our network architecture. Convolutions are specified by (kernel size, stride, padding), and are each followed by ReLUs. For both graph neural networks, each fully connected layer (except the last) is followed by an ELU, and within each pair of fully connected layers, we use a dropout of 0.5 during training and batch normalization following each pair. The node-to-edge and edge-to-node message passing operations are as defined in the main paper, through concatenation and summation, respectively.

2. Learned Feature Space

In Figure 2, we visualize the t-SNE of the latent vectors learned from our Scan2Mesh model trained for shape completion. We extract the latent vectors of a set of test in-

# Verts	Train		Inference	
	Time(s)	Memory(GB)	Time(s)	Memory(GB)
100	0.15	0.38	0.13	0.07
200	1.15	1.44	1.04	0.12
300	4.62	3.29	4.32	0.27
400	15.8	5.96	14.24	0.55

Table 1: Time and memory during training and inference time for joint vertex-edge prediction as the number of predicted vertices grows. Note time measurements include a CPU hungarian algorithm computation (which currently dominates for larger number of vertices), and memory includes all allocated device memory.

put partial scans (the 256-dimensional vector encoding) and use t-SNE to visualize the feature space as a 2-dimensional embedding, with images of the partial scans displayed ac-

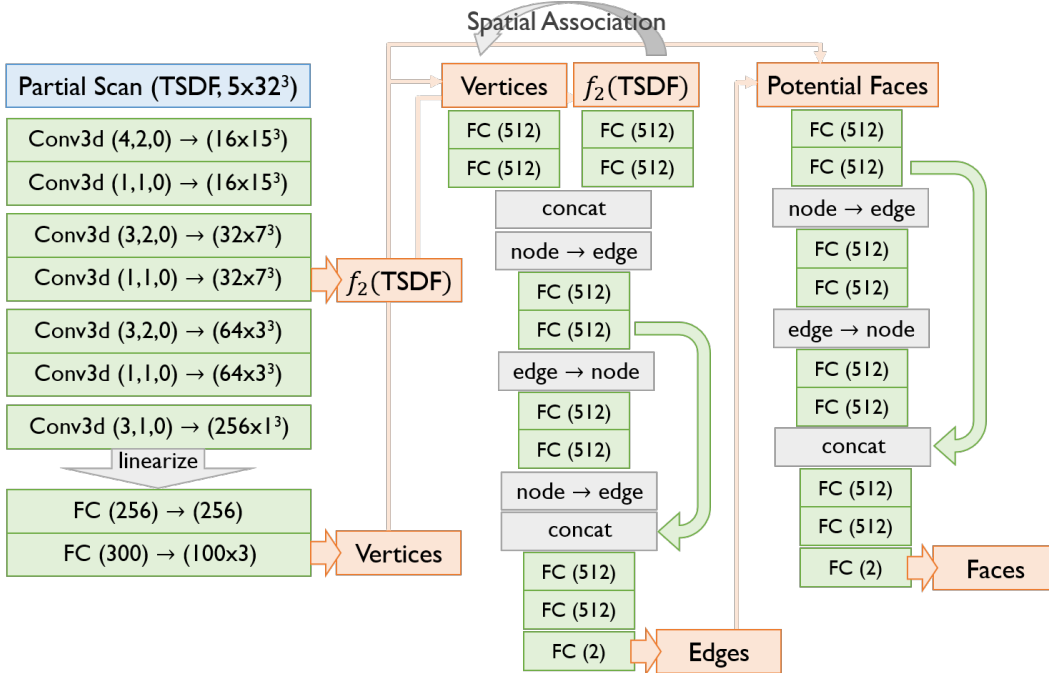


Figure 1: Network architecture specification for our mesh generation approach.

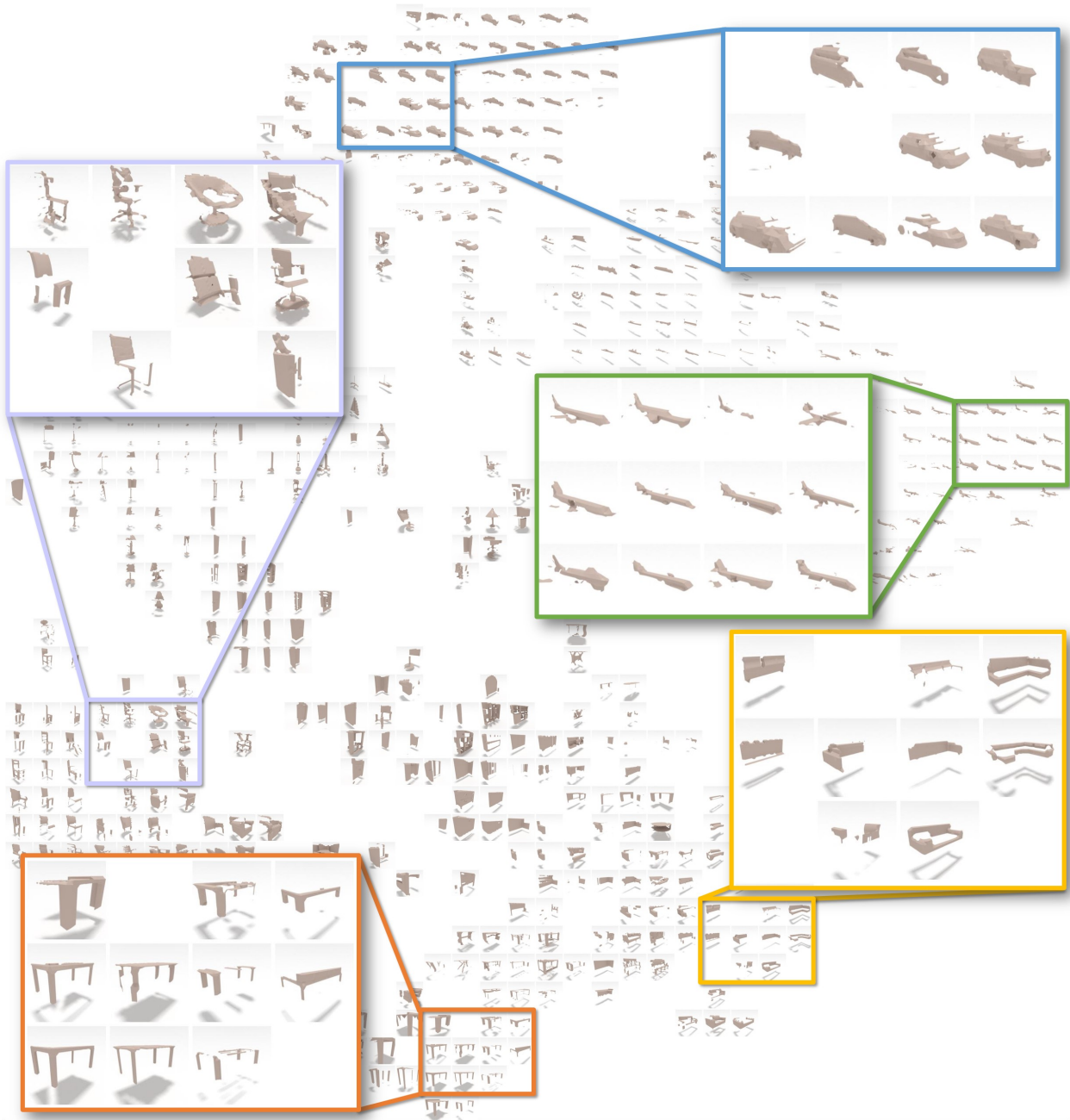


Figure 2: t-SNE visualization of the latent features learned from our Scan2Mesh model trained on shape completion. Features corresponding to input partial scans are visualized, with objects of similar geometric structure lying close together in this space.

cordingly. Our model learns to cluster together shapes of similar geometric structure.

3. Shape Generation

In the main paper, we demonstrate our mesh generation approach on the task of scan completion of shapes; we can

also apply it to other tasks such as shape generation. Here, instead of learning an encoder for TSDF scans of shapes, we train a variational autoencoder [2] to produce mesh vertices and edges (on the same 8-class training set of ShapeNet [1] objects). Figure 3 shows shapes generated by drawing random samples from a unit normal distribution, along with nearest neighbor ground truth objects.




Figure 3: Our mesh generation approach applied to the task of shape generation. We show random samples from the space learned by our model, along with nearest neighbor ground truth models.

4. Direct Mesh Face Prediction Details

Here, we further describe the details of the approach to directly predict mesh faces from a single graph neural network, as presented in the ablation study of the main results section. This graph network structure has the (predicted) mesh vertices as its nodes, with message passing then operating on every set of 3 nodes (assuming a triangle mesh structure). Messages are then passed from node to face through concatenation, and from face to node through summation, similar to the node-edge message passing:

$$v \rightarrow f : \mathbf{h}'_{i,j,k} = g_f([\mathbf{h}_i, \mathbf{h}_j, \mathbf{h}_k])$$

$$f \rightarrow v : \mathbf{h}'_i = g_v\left(\sum_{\{f_{i,j,k}\}} \mathbf{h}_{i,j,k}\right)$$

where an updated face feature is the concatenation of the node features from which it is composed, and an updated node feature is the sum of features of all faces incident on that node. Here, even for triangle meshes, the combinatorics grows tremendously with $\mathcal{O}(n^3)$, making the optimization for face structure challenging.

References

- [1] A. X. Chang, T. Funkhouser, L. Guibas, P. Hanrahan, Q. Huang, Z. Li, S. Savarese, M. Savva, S. Song, H. Su, et al. Shapenet: An information-rich 3d model repository. *arXiv preprint arXiv:1512.03012*, 2015. 2
- [2] D. P. Kingma and M. Welling. Auto-encoding variational bayes. *arXiv preprint arXiv:1312.6114*, 2013. 2