

Deformable ConvNets v2: More Deformable, Better Results

Xizhou Zhu^{1,2*} Han Hu² Stephen Lin² Jifeng Dai²

¹University of Science and Technology of China

²Microsoft Research Asia

ezra0408@mail.ustc.edu.cn

{hanhu, stevelin, jifdai}@microsoft.com

Abstract

The superior performance of Deformable Convolutional Networks arises from its ability to adapt to the geometric variations of objects. Through an examination of its adaptive behavior, we observe that while the spatial support for its neural features conforms more closely than regular ConvNets to object structure, this support may nevertheless extend well beyond the region of interest, causing features to be influenced by irrelevant image content. To address this problem, we present a reformulation of Deformable ConvNets that improves its ability to focus on pertinent image regions, through increased modeling power and stronger training. The modeling power is enhanced through a more comprehensive integration of deformable convolution within the network, and by introducing a modulation mechanism that expands the scope of deformation modeling. To effectively harness this enriched modeling capability, we guide network training via a proposed feature mimicking scheme that helps the network to learn features that reflect the object focus and classification power of R-CNN features. With the proposed contributions, this new version of Deformable ConvNets yields significant performance gains over the original model and produces leading results on the COCO benchmark for object detection and instance segmentation.

1. Introduction

Geometric variations due to scale, pose, viewpoint and part deformation present a major challenge in object recognition and detection. The current state-of-the-art method for addressing this issue is *Deformable Convolutional Networks* (DCNv1) [7], which introduces two modules that aid CNNs in modeling such variations. One of these modules is *deformable convolution*, in which the grid sampling

locations of standard convolution are each offset by displacements learned with respect to the preceding feature maps. The other is *deformable RoIpooling*, where offsets are learned for the bin positions in RoIpooling [15]. The incorporation of these modules into a neural network gives it the ability to adapt its feature representation to the configuration of an object, specifically by deforming its sampling and pooling patterns to fit the object's structure. With this approach, large improvements in object detection accuracy are obtained.

Towards understanding Deformable ConvNets, the authors visualized the induced changes in receptive field, via the arrangement of offset sampling positions in PASCAL VOC images [10]. It is found that samples for an activation unit tend to cluster around the object on which it lies. However, the coverage over an object is inexact, exhibiting a spread of samples beyond the area of interest. In a deeper analysis of spatial support using images from the more challenging COCO dataset [28], we observe that such behavior becomes more pronounced. These findings suggest that greater potential exists for learning deformable convolutions.

In this paper, we present a new version of Deformable ConvNets, called *Deformable ConvNets v2* (DCNv2), with enhanced modeling power for learning deformable convolutions. This increase in modeling capability comes in two complementary forms. The first is the expanded use of deformable convolution layers within the network. Equipping more convolutional layers with offset learning capacity allows DCNv2 to control sampling over a broader range of feature levels. The second is a modulation mechanism in the deformable convolution modules, where each sample not only undergoes a learned offset, but is also modulated by a learned feature amplitude. The network module is thus given the ability to vary both the spatial distribution and the relative influence of its samples.

To fully exploit the increased modeling capacity of DCNv2, effective training is needed. Inspired by work on

*This work is done when Xizhou Zhu is an intern at Microsoft Research Asia.

knowledge distillation in neural networks [1, 21], we make use of a teacher network for this purpose, where the teacher provides guidance during training. We specifically utilize R-CNN [16] as the teacher. Since it is a network trained for classification on cropped image content, R-CNN learns features unaffected by irrelevant information outside the region of interest. To emulate this property, DCNv2 incorporates a feature mimicking loss into its training, which favors learning of features consistent to those of R-CNN. In this way, DCNv2 is given a strong training signal for its enhanced deformable sampling.

With the proposed changes, the deformable modules remain lightweight and can easily be incorporated into existing network architectures. Specifically, we incorporate DCNv2 into the Faster R-CNN [32] and Mask R-CNN [19] systems, with a variety of backbone networks. Extensive experiments on the COCO benchmark demonstrate the significant improvement of DCNv2 over DCNv1 for object detection and instance segmentation. The code for DCNv2 will be released.

2. Analysis of Deformable ConvNet Behavior

2.1. Spatial Support Visualization

To better understand the behavior of Deformable ConvNets, we visualize the spatial support of network nodes by their effective receptive fields [30], effective sampling locations, and error-bounded saliency regions. These three modalities provide different and complementary perspectives on the underlying image regions that contribute to a node’s response.

Effective receptive fields Not all pixels within the receptive field of a network node contribute equally to its response. The differences in these contributions are represented by an *effective receptive field*, whose values are calculated as the gradient of the node response with respect to intensity perturbations of each image pixel [30]. We utilize the effective receptive field to examine the relative influence of individual pixels on a network node, but note that this measure does not reflect the structured influence of full image regions.

Effective sampling / bin locations In [7], the sampling locations of (stacked) convolutional layers and the sampling bins in RoIpooling layers are visualized for understanding the behavior of Deformable ConvNets. However, the relative contributions of these sampling locations to the network node are not revealed. We instead visualize *effective sampling locations* that incorporate this information, computed as the gradient of the network node with respect to the sampling / bin locations, so as to understand their contribution strength.

Error-bounded saliency regions The response of a network node will not change if we remove image regions

that do not influence it, as demonstrated in recent research on image saliency [40, 41, 12, 6]. Based on this property, we can determine a node’s support region as the smallest image region giving the same response as the full image, within a small error bound. We refer to this as the *error-bounded saliency region*, which can be found by progressively masking parts of the image and computing the resulting node response, as described in more detail in the Appendix. The error-bounded saliency region facilitates comparison of support regions from different networks.

2.2. Spatial Support of Deformable ConvNets

We analyze the visual support regions of Deformable ConvNets in object detection. The regular ConvNet we employ as a baseline consists of a Faster R-CNN + ResNet-50 [20] object detector with aligned RoIpooling¹ [19]. All the convolutional layers in ResNet-50 are applied on the whole input image. The effective stride in the conv5 stage is reduced from 32 to 16 pixels to increase feature map resolution. The RPN [32] head is added on top of the conv4 features of ResNet-101. On top of the conv5 features we add the Fast R-CNN head [15], which is composed of aligned RoIpooling and two fully-connected (*fc*) layers, followed by the classification and bounding box regression branches. We follow the procedure in [7] to turn the object detector into its deformable counterpart. The three layers of 3×3 convolutions in the conv5 stage are replaced by deformable convolution layers. Also, the aligned RoIpooling layer is replaced by deformable RoIpooling. Both networks are trained and visualized on the COCO benchmark. It is worth mentioning that when the offset learning rate is set to zero, the Deformable Faster R-CNN detector degenerates to regular Faster R-CNN with aligned RoIpooling.

Using the three visualization modalities, we examine the spatial support of nodes in the last layer of the conv5 stage in Figure 1 (a)~(b). The sampling locations analyzed in [7] are also shown. From these visualizations, we make the following observations:

1. Regular ConvNets can model geometric variations to some extent, as evidenced by the changes in spatial support with respect to image content. Thanks to the strong representation power of deep ConvNets, the network weights are learned to accommodate some degree of geometric transformation.
2. By introducing deformable convolution, the network’s ability to model geometric transformation is considerably enhanced, even on the challenging COCO benchmark. The spatial support adapts much more to image content, with nodes on the foreground having support that covers the whole object, while nodes on the background have ex-

¹Aligned RoIpooling is called RoIAlign in [19]. We use the term “aligned RoIpooling” in this paper to more clearly describe it in the context of other related terms.




Figure 1. Spatial support of nodes in the last layer of the conv5 stage in a regular ConvNet, DCNv1 and DCNv2. The regular ConvNet baseline is Faster R-CNN + ResNet-50. In each sub-figure, the effective sampling locations, effective receptive field, and error-bounded saliency regions are shown from the top to the bottom rows. Effective sampling locations are omitted in (c) as they are similar to those in (b), providing limited additional information. The visualized nodes (green points) are on a small object (left), a large object (middle), and the background (right).

panded support that encompasses greater context. However, the range of spatial support may be inexact, with the effective receptive field and error-bounded saliency region of a foreground node including background areas irrelevant for detection.

3. The three presented types of spatial support visualizations are more informative than the sampling locations used in [7]. This can be seen, for example, with regular ConvNets, which have fixed sampling locations along a grid, but actually adapt its effective spatial support via network weights. The same is true for Deformable ConvNets, whose predictions are jointly affected by learned offsets and network weights. Examining sampling locations alone, as done in [7], can result in misleading conclusions about Deformable ConvNets.

Figure 2 (a)~(b) display the spatial support of the $2fc$ node in the per-RoI detection head, which is directly followed by the classification and the bounding box regression branches. The visualization of effective bin locations suggests that bins on the object foreground generally receive larger gradients from the classification branch, and thus exert greater influence on prediction. This observation holds for both aligned RoIpooling and Deformable RoIpooling. In Deformable RoIpooling, a much larger proportion of bins cover the object foreground than in aligned RoIpooling, thanks to the introduction of learnable bin offsets. Thus, more information from relevant bins is available for the downstream Fast R-CNN head. Meanwhile, the error-bounded saliency regions in both aligned RoIpooling and Deformable RoIpooling are not fully focused on the object foreground, which suggests that image content outside of the RoI affects the prediction result. According to a recent study [5], such feature interference could be harmful for detection.

While it is evident that Deformable ConvNets have markedly improved ability to adapt to geometric variation in comparison to regular ConvNets, it can also be seen that their spatial support may extend beyond the region of interest. We thus seek to upgrade Deformable ConvNets so that they can better focus on pertinent image content and deliver greater detection accuracy.

3. More Deformable ConvNets

To improve the network’s ability to adapt to geometric variations, we present changes to boost its modeling power and to help it take advantage of this increased capability.

3.1. Stacking More Deformable Conv Layers

Encouraged by the observation that Deformable ConvNets can effectively model geometric transformation on challenging benchmarks, we boldly replace more regular conv layers by their deformable counterparts. We expect that by stacking more deformable conv layers, the geometric transformation modeling capability of the entire network can be further strengthened.

In this paper, deformable convolutions are applied in all the 3×3 conv layers in stages conv3, conv4, and conv5 in




(a) aligned RoIpooling, with deformable conv@conv5 stage



(b) deformable RoIpooling, with deformable conv@conv5 stage (DCNv1)



(c) modulated deformable RoIpooling, with modulated deformable conv@conv3~5 stages



(d) with R-CNN feature mimicking on setting (c) (DCNv2)



(e) with R-CNN feature mimicking in regular ConvNet

Figure 2. Spatial support of the $2fc$ node in the per-RoI detection head, directly followed by the classification and the bounding box regression branches. Visualization is conducted on a regular ConvNet, DCNv1 and DCNv2. The regular ConvNet baseline is Faster R-CNN + ResNet-50. In each subfigure, the effective bin locations, effective receptive fields, and error-bounded saliency regions are shown from the top to the bottom rows, except for (c)~(e) where the effective bin locations are omitted as they provide little additional understanding over those in (a)~(b). The input RoIs (green boxes) are on a small object (left), a large object (middle), and the background (right).

ResNet-50. Thus, there are 12 layers of deformable convolution in the network. In contrast, just three layers of deformable convolution are used in [7], all in the conv5 stage. It is observed in [7] that performance saturates when stacking more than three layers for the relatively simple and small-scale PASCAL VOC benchmark. Also, misleading offset visualizations on COCO may have hindered further exploration on more challenging benchmarks. In experiments, we observe that utilizing deformable layers in the conv3-conv5 stages achieves the best tradeoff between accuracy and efficiency for object detection on COCO. See Section 5.2 for details.

3.2. Modulated Deformable Modules

To further strengthen the capability of Deformable ConvNets in manipulating spatial support regions, a modulation mechanism is introduced. With it, the Deformable Con-

vNets modules can not only adjust offsets in perceiving input features, but also modulate the input feature amplitudes from different spatial locations / bins. In the extreme case, a module can decide not to perceive signals from a particular location / bin by setting its feature amplitude to zero. Consequently, image content from the corresponding spatial location will have considerably reduced or no impact on the module output. Thus, the modulation mechanism provides the network module another dimension of freedom to adjust its spatial support regions.

Given a convolutional kernel of K sampling locations, let w_k and p_k denote the weight and pre-specified offset for the k -th location, respectively. For example, $K = 9$ and $p_k \in \{(-1, -1), (-1, 0), \dots, (1, 1)\}$ defines a 3×3 convolutional kernel of dilation 1. Let $x(p)$ and $y(p)$ denote the features at location p from the input feature maps x and output feature maps y , respectively. The modulated deformable

convolution can then be expressed as

$$y(p) = \sum_{k=1}^K w_k \cdot x(p + p_k + \Delta p_k) \cdot \Delta m_k, \quad (1)$$

where Δp_k and Δm_k are the learnable offset and modulation scalar for the k -th location, respectively. The modulation scalar Δm_k lies in the range $[0, 1]$, while Δp_k is a real number with unconstrained range. As $p + p_k + \Delta p_k$ is fractional, bilinear interpolation is applied as in [7] in computing $x(p + p_k + \Delta p_k)$. Both Δp_k and Δm_k are obtained via a separate convolution layer applied over the same input feature maps x . This convolutional layer is of the same spatial resolution and dilation as the current convolutional layer. The output is of $3K$ channels, where the first $2K$ channels correspond to the learned offsets $\{\Delta p_k\}_{k=1}^K$, and the remaining K channels are further fed to a sigmoid layer to obtain the modulation scalars $\{\Delta m_k\}_{k=1}^K$. The kernel weights in this separate convolution layer are initialized to zero. Thus, the initial values of Δp_k and Δm_k are 0 and 0.5, respectively. The learning rates of the added conv layers for offset and modulation learning are set to 0.1 times those of the existing layers.

The design of modulated deformable RoIpooling is similar. Given an input RoI, RoIpooling divides it into K spatial bins (e.g. 7×7). Within each bin, sampling grids of even spatial intervals are applied (e.g. 2×2). The sampled values on the grids are averaged to compute the bin output. Let Δp_k and Δm_k be the learnable offset and modulation scalar for the k -th bin. The output binning feature $y(k)$ is computed as

$$y(k) = \sum_{j=1}^{n_k} x(p_{kj} + \Delta p_k) \cdot \Delta m_k / n_k, \quad (2)$$

where p_{kj} is the sampling location for the j -th grid cell in the k -th bin, and n_k denotes the number of sampled grid cells. Bilinear interpolation is applied to obtain features $x(p_{kj} + \Delta p_k)$. The values of Δp_k and Δm_k are produced by a sibling branch on the input feature maps. In this branch, RoIpooling generates features on the RoI, followed by two fc layers with $3K$ output channels (the feature dimension between the two fc layers is 1024-D). The first $2K$ channels are the normalized learnable offsets, where element-wise multiplications with the RoI's width and height are computed to obtain $\{\Delta p_k\}_{k=1}^K$. The remaining K channels are normalized by a sigmoid layer to produce $\{\Delta m_k\}_{k=1}^K$. The fc layer weights are also initialized to zero. The learning rates of the added fc layers for offset learning are the same as those of the existing layers.

3.3. R-CNN Feature Mimicking

As observed in Figure 2, the error-bounded saliency region of a per-RoI classification node can stretch beyond the

RoI for both regular ConvNets and Deformable ConvNets. Image content outside of the RoI may thus affect the extracted features and consequently degrade the final results of object detection.

In [5], the authors find redundant context to be a plausible source of detection error for Faster R-CNN. Together with other motivations (e.g., to share fewer features between the classification and bounding box regression branches), the authors propose to combine the classification scores of Faster R-CNN and R-CNN to obtain the final detection score. Since R-CNN classification scores are focused on cropped image content from the input RoI, incorporating them would help to alleviate the redundant context problem and improve detection accuracy. However, the combined system is slow because both the Faster-RCNN and R-CNN branches need to be applied in both training and inference.

Meanwhile, Deformable ConvNets are powerful in adjusting spatial support regions. For Deformable ConvNets v2 in particular, the modulated deformable RoIpooling module could simply set the modulation scalars of bins in a way that excludes redundant context. However, our experiments in Section 5.3 show that even with modulated deformable modules, such representations cannot be learned well through the standard Faster R-CNN training procedure. We suspect that this is because the conventional Faster R-CNN training loss cannot effectively drive the learning of such representations. Additional guidance is needed to steer the training.

Motivated by recent work on feature mimicking [1, 21, 26], we incorporate a feature mimic loss on the per-RoI features of Deformable Faster R-CNN to force them to be similar to R-CNN features extracted from cropped images. This auxiliary training objective is intended to drive Deformable Faster R-CNN to learn more “focused” feature representations like R-CNN. We note that, based on the visualized spatial support regions in Figure 2, a focused feature representation may well not be optimal for negative RoIs on the image background. For background areas, more context information may need to be considered so as not to produce false positive detections. Thus, the feature mimic loss is enforced only on positive RoIs that sufficiently overlap with ground-truth objects.

The network architecture for training Deformable Faster R-CNN is presented in Figure 3. In addition to the Faster R-CNN network, an additional R-CNN branch is added for feature mimicking. Given an RoI b for feature mimicking, the image patch corresponding to it is cropped and resized to 224×224 pixels. In the R-CNN branch, the backbone network operates on the resized image patch and produces feature maps of 14×14 spatial resolution. A (modulated) deformable RoIpooling layer is applied on top of the feature maps, where the input RoI covers the whole resized image patch (top-left corner at $(0, 0)$, and height and width are 224

pixels). After that, 2 fc layers of 1024-D are applied, producing an R-CNN feature representation for the input image patch, denoted by $f_{RCNN}(b)$. A $(C+1)$ -way Softmax classifier follows for classification, where C denotes the number of foreground categories, plus one for background. The feature mimic loss is enforced between the R-CNN feature representation $f_{RCNN}(b)$ and the counterpart in Faster R-CNN, $f_{FRCNN}(b)$, which is also 1024-D and is produced by the 2 fc layers in the Fast R-CNN head. The feature mimic loss is defined on the cosine similarity between $f_{RCNN}(b)$ and $f_{FRCNN}(b)$, computed as

$$L_{mimic} = \sum_{b \in \Omega} [1 - \cos(f_{RCNN}(b), f_{FRCNN}(b))], \quad (3)$$

where Ω denotes the set of RoIs sampled for feature mimic training. In the SGD training, given an input image, 32 positive region proposals generated by RPN are randomly sampled into Ω . A cross-entropy classification loss is enforced on the R-CNN classification head, also computed on the RoIs in Ω . Network training is driven by the feature mimic loss and the R-CNN classification loss, together with the original loss terms in Faster R-CNN. The loss weights of the two newly introduced loss terms are 0.1 times those of the original Faster R-CNN loss terms. The network parameters between the corresponding modules in the R-CNN and the Faster R-CNN branches are shared, including the backbone network, (modulated) deformable RoIpooling, and the 2 fc heads (the classification heads in the two branches are unshared). In inference, only the Faster R-CNN network is applied on the test images, without the auxiliary R-CNN branch. Thus, no additional computation is introduced by R-CNN feature mimicking in inference.

4. Related Work

Deformation Modeling is a long-standing problem in computer vision, and there has been tremendous effort in designing translation-invariant features. Prior to the deep learning era, notable works include scale-invariant feature transform (SIFT) [29], oriented FAST and rotated BRIEF (ORB) [33], and deformable part-based models (DPM) [11]. Such works are limited by the inferior representation power of handcrafted features and the constrained family of geometric transformations they address (e.g., affine transformations). Spatial transformer networks (STN) [24] is the first work on learning translation-invariant features for deep CNNs. It learns to apply global affine transformations to warp feature maps, but such transformations inadequately model the more complex geometric variations encountered in many vision tasks. Instead of performing global parametric transformations and feature warping, Deformable ConvNets sample feature maps in a local and dense manner, via learnable offsets in the proposed deformable convolution and deformable RoIpooling

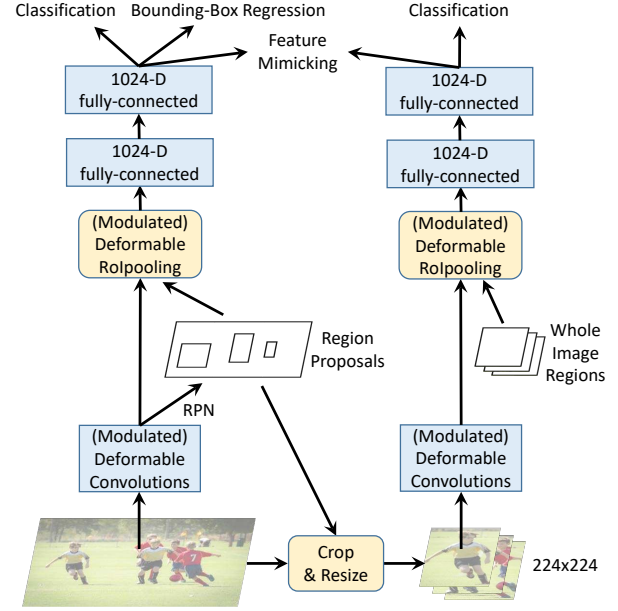


Figure 3. Network training with R-CNN feature mimicking.

modules. Deformable ConvNets is the first work to effectively model geometric transformations in complex vision tasks (e.g., object detection and semantic segmentation) on challenging benchmarks.

Our work extends Deformable ConvNets by enhancing its modeling power and facilitating network training. This new version of Deformable ConvNets yields significant performance gains over the original model.

Relation Networks and Attention Modules are first proposed in natural language processing [13, 14, 3, 35] and physical system modeling [2, 37, 22, 34, 9, 31]. An attention / relation module effects an individual element (e.g., a word in a sentence) by aggregating features from a set of elements (e.g., all the words in the sentence), where the aggregation weights are usually defined on feature similarities among the elements. They are powerful in capturing long-range dependencies and contextual information in these tasks. Recently, the concurrent works of [23] and [36] successfully extend relation networks and attention modules to the image domain, for modeling long-range object-object and pixel-pixel relations, respectively. In [18], a learnable region feature extractor is proposed, unifying the previous region feature extraction modules from the pixel-object relation perspective. A common issue with such approaches is that the aggregation weights and the aggregation operation need to be computed on the elements in a pairwise fashion, incurring heavy computation that is quadratic to the number of elements (e.g., all the pixels in an image). Our developed approach can be perceived as a special attention mechanism where only a sparse set of elements have non-zero aggregation weights (e.g., 3×3 pixels from among all the image pixels). The attended elements are specified by the learn-

able offsets, and the aggregation weights are controlled by the modulation mechanism. The computational overhead is just linear to the number of elements, which is negligible compared to that of the entire network (See Table 1).

Spatial Support Manipulation. For atrous convolution, the spatial support of convolutional layers has been enlarged by padding zeros in the convolutional kernels [4]. The padding parameters are handpicked and predetermined. In active convolution [25], which is contemporary with Deformable ConvNets, convolutional kernel offsets are learned via back-propagation. But the offsets are static model parameters fixed after training and shared over different spatial locations. In a multi-path network for object detection [39], multiple RoIpooling layers are employed for each input RoI to better exploit multi-scale and context information. The multiple RoIpooling layers are centered at the input RoI, and are of different spatial scales. A common issue with these approaches is that the spatial support is controlled by static parameters and does not adapt to image content.

Effective Receptive Field and Salient Region. Towards better interpreting how a deep network functions, significant progress has been made in understanding which image regions contribute most to network prediction. Recent works on effective receptive fields [30] and salient regions [40, 41, 12, 6] reveal that only a small proportion of pixels in the theoretical receptive field contribute significantly to the final network prediction. The effective support region is controlled by the joint effect of network weights and sampling locations. Here we exploit the developed techniques to better understand the network behavior of Deformable ConvNets. The resulting observations guide and motivate us to improve over the original model.

Network Mimicking and Distillation are recently introduced techniques for model acceleration and compression. Given a large teacher model, a compact student model is trained by mimicking the teacher model output or feature responses on training images [1, 21, 26]. The hope is that the compact model can be better trained by distilling knowledge from the large model. Here we employ a feature mimic loss to help the network learn features that reflect the object focus and classification power of R-CNN features. Improved accuracy is obtained and the visualized spatial supports corroborate this approach.

5. Experiments

5.1. Experiment Settings

Our ablation experiments are conducted on models trained on the 118k images of the COCO 2017 train set. Evaluation is done on the 5k images of the COCO 2017 validation set. We also evaluate performance on the 20k

images of the COCO 2017 test-dev set, with models trained on the union of the COCO 2017 train and validation sets. The standard mean average-precision scores at different box and mask IoUs are used for measuring object detection and instance segmentation accuracy, respectively.

Faster R-CNN and Mask R-CNN are chosen as the baseline systems. ImageNet [8] pre-trained ResNet-50 is utilized as the backbone. The implementation of Faster R-CNN is the same as in Section 3.3. For Mask R-CNN, we follow the implementation in [19], thus FPN [27] is used. To turn the networks into their deformable counterparts, the last set of 3×3 regular conv layers (close to the output in the bottom-up computation) are replaced by (modulated) deformable conv layers. Aligned RoIpooling is replaced by (modulated) deformable RoIpooling. Specially for Mask R-CNN, the two aligned RoIpooling layers with 7×7 and 14×14 bins are replaced by two (modulated) deformable RoIpooling layers with the same bin numbers. In R-CNN feature mimicking, the feature mimic loss is enforced on the RoI head for classification only (excluding that for mask estimation). For both systems, the choice of hyper-parameters follows the latest Detectron [17] code base, which is briefly presented here. In both training and inference, images are resized so that the shorter side is 800 pixels, and anchors of 5 scales and 3 aspect ratios are utilized. 2k and 1k region proposals are generated at a non-maximum suppression threshold of 0.7 at training and inference respectively. In SGD training, 256 anchor boxes (of positive-negative ratio 1:1) and 512 region proposals (of positive-negative ratio 1:3) are sampled for backpropagating their gradients. In our experiments, the networks are trained on 8 GPUs with 2 images per GPU for 16 epochs. The learning rate is initialized to 0.02 and is divided by 10 at the 10-th and the 14-th epochs. The weight decay and the momentum parameters are set to 10^{-4} and 0.9, respectively.

5.2. Enriched Deformation Modeling

The effects of enriched deformation modeling are examined from ablations shown in Table 1. The baseline with regular CNN modules obtains an AP^{bbox} score of 35.6% for Faster R-CNN, and AP^{bbox} and AP^{mask} scores of 37.8% and 33.4% respectively for Mask R-CNN. This strong baseline matches the results of the latest implementation in Detectron. To obtain a DCNv1 baseline, we follow the original Deformable ConvNets paper by replacing the last three layers of 3×3 convolution in the conv5 stage and the aligned RoIpooling layer by their deformable counterparts. This DCNv1 baseline achieves an AP^{bbox} score of 38.2% for Faster R-CNN, and AP^{bbox} and AP^{mask} scores of 40.3% and 35.0% respectively for Mask R-CNN. The deformable modules considerably improve accuracy as observed in [7].

By replacing more 3×3 regular conv layers by their deformable counterparts, the accuracy of both Faster R-

method	setting	Faster R-CNN						Mask R-CNN			
		AP ^{bbox}	AP ^{bbox} _S	AP ^{bbox} _M	AP ^{bbox} _L	param	FLOP	AP ^{bbox}	AP ^{mask}	param	FLOP
baseline	regular (RoIpooling)	32.8	13.6	37.2	48.7	51.3M	196.8G	-	-	-	-
	regular (aligned RoIpooling)	35.6	18.2	40.3	48.7	51.3M	196.8G	37.8	33.4	39.5M	303.5G
	dconv@c5 + dpool (DCNv1)	38.2	19.1	42.2	54.0	52.7M	198.9G	40.3	35.0	40.9M	304.9G
enriched deformation	dconv@c5	37.6	19.3	41.4	52.6	51.5M	197.7G	39.9	34.9	39.8M	303.7G
	dconv@c4~c5	39.2	19.9	43.4	55.5	51.7M	198.7G	41.2	36.1	40.0M	304.7G
	dconv@c3~c5	39.5	21.0	43.5	55.6	51.8M	200.0G	41.5	36.4	40.1M	306.0G
	dconv@c3~c5 + dpool	40.0	21.1	44.6	56.3	53.0M	201.2G	41.8	36.4	41.3M	307.2G
	mdconv@c3~c5 + mdpool	40.8	21.3	45.0	58.5	65.5M	214.7G	42.7	37.0	53.8M	320.3G

Table 1. Ablation study on enriched deformation modeling. In the setting column, “(m)dconv” and “(m)dpool” stand for (modulated) deformable convolution and (modulated) deformable RoIpooling, respectively. Also, “dconv@c3~c5” stands for applying deformable conv layers at stages conv3~conv5, for example. Results are reported on the COCO 2017 validation set.

CNN and Mask R-CNN steadily improve, with gains between 1.5% and 2.0% for AP^{bbox} and AP^{mask} scores when the conv layers in conv3~conv5 are replaced. No additional improvement is observed on the COCO benchmark by further replacing the regular conv layers in the conv2 stage. By upgrading the deformable modules to modulated deformable modules, we obtain further gains between 0.6% and 1.0% in AP^{bbox} and AP^{mask} scores. In total, enriching the deformation modeling capability yields a 40.8% AP^{bbox} score on Faster R-CNN, which is 2.6% higher than that of the DCNv1 baseline. On Mask R-CNN, 42.7% AP^{bbox} and 37.0% AP^{mask} scores are obtained with the enriched deformation modeling, which are respectively 2.4% and 2.0% higher than those of the DCNv1 baseline. Note that the added parameters and FLOPs for enriching the deformation modeling are minor in relation to the overall networks.

Shown in Figure 1 (b)~(c), the spatial support of the enriched deformable modeling exhibits better adaptation to image content compared to that of DCNv1.

5.3. R-CNN Feature Mimicking

Ablations of the design choices in R-CNN feature mimicking are shown in Table 2. With the enriched deformation modeling, R-CNN feature mimicking further improves the AP^{bbox} and AP^{mask} scores by about 1% to 1.6% in both the Faster R-CNN and Mask R-CNN systems. Mimicking features of positive boxes on the object foreground is found to be particularly effective, and the results when mimicking all the boxes or just negative boxes are much lower. As shown in Figure 2 (c)~(d), feature mimicking can help the network features better focus on the object foreground, which is beneficial for positive boxes. For the negative boxes, the network tends to exploit more context information (see Figure 2), where feature mimicking would not be helpful.

We also apply R-CNN feature mimicking to regular ConvNets without any deformable layers. Almost no accuracy gains are observed. The visualized spatial support regions are shown in Figure 2 (e), which are not focused on the object foreground even with the auxiliary mimic loss. This is likely because it is beyond the representation capability

setting	regions to mimic	Faster R-CNN	Mask R-CNN	
		AP ^{bbox}	AP ^{bbox}	AP ^{mask}
mdconv3~5 + mdpool	None	40.8	42.7	37.0
	FG & BG	41.3	42.9	37.1
	BG Only	41.1	42.7	37.1
	FG Only	42.4	43.9	38.1
regular	None	35.6	37.8	33.4
	FG Only	35.8	37.9	33.5

Table 2. Ablation study on R-CNN feature mimicking. Results are reported on the COCO 2017 validation set.

backbone	method	Faster R-CNN	Mask R-CNN	
		AP ^{bbox}	AP ^{bbox}	AP ^{mask}
ResNet-50	regular	36.0	38.2	33.4
	DCN v1	38.5	40.6	35.2
	DCN v2	42.4	44.1	38.0
ResNet-101	regular	39.1	40.8	35.2
	DCN v1	41.1	42.6	36.8
	DCN v2	44.0	45.4	39.3
ResNext-101	regular	40.0	41.8	36.3
	DCN v1	41.5	43.3	37.4
	DCN v2	44.6	46.3	40.1

Table 3. Results of DCNv2, DCNv1 and regular ConvNets on various backbones on the COCO 2017 test-dev set.

of regular ConvNets to focus features on the object foreground, and thus this cannot be learned.

5.4. Application on Stronger Backbones

Results on stronger backbones, by replacing ResNet-50 with ResNet-101 and ResNext-101 [38], are presented in Table 3. For the entries of DCNv1, the regular 3×3 conv layers in the conv5 stage are replaced by the deformable counterpart, and aligned RoIpooling is replaced by deformable RoIpooling. For the DCNv2 entries, all the 3×3 conv layers in the conv3~conv5 stages are of modulated deformable convolution, and modulated deformable RoIpooling is used instead, with supervision from the R-CNN feature mimic loss. DCNv2 is found to outperform regular ConvNet and DCNv1 considerably on all the network backbones.

References

- [1] J. Ba and R. Caruana. Do deep nets really need to be deep? In *NIPS*, 2014. 2, 5, 7
- [2] P. Battaglia, R. Pascanu, M. Lai, D. J. Rezende, et al. Interaction networks for learning about objects, relations and physics. In *NIPS*, 2016. 6
- [3] D. Britz, A. Goldie, M.-T. Luong, and Q. Le. Massive exploration of neural machine translation architectures. In *EMNLP*, 2017. 6
- [4] L.-C. Chen, G. Papandreou, I. Kokkinos, K. Murphy, and A. L. Yuille. DeepLab: Semantic image segmentation with deep convolutional nets, atrous convolution, and fully connected crfs. *TPAMI*, 2018. 7
- [5] B. Cheng, Y. Wei, H. Shi, R. Feris, J. Xiong, and T. Huang. Revisiting rcnn: On awakening the classification power of faster rcnn. In *ECCV*, 2018. 3, 5
- [6] P. Dabkowski and Y. Gal. Real time image saliency for black box classifiers. In *NIPS*, 2017. 2, 7
- [7] J. Dai, H. Qi, Y. Xiong, Y. Li, G. Zhang, H. Hu, and Y. Wei. Deformable convolutional networks. In *ICCV*, 2017. 1, 2, 3, 4, 5, 7
- [8] J. Deng, W. Dong, R. Socher, L.-J. Li, K. Li, and L. Fei-Fei. ImageNet: A large-scale hierarchical image database. In *CVPR*, 2009. 7
- [9] M. Denil, S. G. Colmenarejo, S. Cabi, D. Saxton, and N. de Freitas. Programmable agents. *arXiv preprint arXiv:1706.06383*, 2017. 6
- [10] M. Everingham, L. Van Gool, C. K. Williams, J. Winn, and A. Zisserman. The PASCAL Visual Object Classes (VOC) Challenge. *IJCV*, 2010. 1
- [11] P. F. Felzenszwalb, R. B. Girshick, D. McAllester, and D. Ramanan. Object detection with discriminatively trained part-based models. *TPAMI*, 2010. 6
- [12] R. C. Fong and A. Vedaldi. Interpretable explanations of black boxes by meaningful perturbation. In *ICCV*, 2017. 2, 7
- [13] J. Gehring, M. Auli, D. Grangier, and Y. N. Dauphin. A convolutional encoder model for neural machine translation. In *ACL*, 2017. 6
- [14] J. Gehring, M. Auli, D. Grangier, D. Yarats, and Y. N. Dauphin. Convolutional sequence to sequence learning. *arXiv preprint arXiv:1705.03122*, 2017. 6
- [15] R. Girshick. Fast R-CNN. In *ICCV*, 2015. 1, 2
- [16] R. Girshick, J. Donahue, T. Darrell, and J. Malik. Rich feature hierarchies for accurate object detection and semantic segmentation. In *CVPR*, 2014. 2
- [17] R. Girshick, I. Radosavovic, G. Gkioxari, P. Dollár, and K. He. Detectron. <https://github.com/facebookresearch/detectron>, 2018. 7
- [18] J. Gu, H. Hu, L. Wang, Y. Wei, and J. Dai. Learning region features for object detection. In *ECCV*, 2018. 6
- [19] K. He, G. Gkioxari, P. Dollár, and R. Girshick. Mask r-cnn. In *ICCV*, 2017. 2, 7
- [20] K. He, X. Zhang, S. Ren, and J. Sun. Deep residual learning for image recognition. In *CVPR*, 2016. 2
- [21] G. Hinton, O. Vinyals, and J. Dean. Distilling the knowledge in a neural network. *STAT*, 2015. 2, 5, 7
- [22] Y. Hoshen. Vain: Attentional multi-agent predictive modeling. In *NIPS*, 2017. 6
- [23] H. Hu, J. Gu, Z. Zhang, J. Dai, and Y. Wei. Relation networks for object detection. In *CVPR*, 2018. 6
- [24] M. Jaderberg, K. Simonyan, A. Zisserman, and K. Kavukcuoglu. Spatial transformer networks. In *NIPS*, 2015. 6
- [25] Y. Jeon and J. Kim. Active convolution: Learning the shape of convolution for image classification. In *CVPR*, 2017. 7
- [26] Q. Li, S. Jin, and J. Yan. Mimicking very efficient network for object detection. In *CVPR*, 2017. 5, 7
- [27] T.-Y. Lin, P. Dollár, R. Girshick, K. He, B. Hariharan, and S. Belongie. Feature pyramid networks for object detection. In *CVPR*, 2017. 7
- [28] T.-Y. Lin, M. Maire, S. Belongie, J. Hays, P. Perona, D. Ramanan, P. Dollár, and C. L. Zitnick. Microsoft coco: Common objects in context. In *European conference on computer vision*, pages 740–755. Springer, 2014. 1
- [29] D. G. Lowe. Object recognition from local scale-invariant features. In *ICCV*, 1999. 6
- [30] W. Luo, Y. Li, R. Urtasun, and R. Zemel. Understanding the effective receptive field in deep convolutional neural networks. *arXiv preprint arXiv:1701.04128*, 2017. 2, 7
- [31] D. Raposo, A. Santoro, D. Barrett, R. Pascanu, T. Lillicrap, and P. Battaglia. Discovering objects and their relations from entangled scene representations. In *ICLR*, 2017. 6
- [32] S. Ren, K. He, R. Girshick, and J. Sun. Faster R-CNN: Towards real-time object detection with region proposal networks. In *NIPS*, 2015. 2
- [33] E. Rublee, V. Rabaud, K. Konolige, and G. Bradski. Orb: an efficient alternative to sift or surf. In *ICCV*, 2011. 6
- [34] A. Santoro, D. Raposo, D. G. Barrett, M. Malinowski, R. Pascanu, P. Battaglia, and T. Lillicrap. A simple neural network module for relational reasoning. In *NIPS*, 2017. 6
- [35] A. Vaswani, N. Shazeer, N. Parmar, J. Uszkoreit, L. Jones, A. N. Gomez, Ł. Kaiser, and I. Polosukhin. Attention is all you need. In *NIPS*, 2017. 6
- [36] X. Wang, R. Girshick, A. Gupta, and K. He. Non-local neural networks. In *CVPR*, 2018. 6
- [37] N. Watters, D. Zoran, T. Weber, P. Battaglia, R. Pascanu, and A. Tacchetti. Visual interaction networks. In *NIPS*, 2017. 6
- [38] S. Xie, R. Girshick, P. Dollár, Z. Tu, and K. He. Aggregated residual transformations for deep neural networks. In *CVPR*, 2017. 8
- [39] S. Zagoruyko, A. Lerer, T.-Y. Lin, P. H. Pinheiro, S. Gross, S. Chintala, and P. Dollár. A multipath network for object detection. In *BMVC*, 2016. 7
- [40] B. Zhou, A. Khosla, A. Lapedriza, A. Oliva, and A. Torralba. Learning deep features for discriminative localization. In *CVPR*, 2016. 2, 7
- [41] L. M. Zintgraf, T. S. Cohen, T. Adel, and M. Welling. Visualizing deep neural network decisions: Prediction difference analysis. In *ICLR*, 2017. 2, 7